



Birley Primary Academy

A L.E.A.D. Academy

Reading in Year 3/4

Parents Information Presentation



Birley Primary Academy

A L.E.A.D. Academy

Welcome

The importance of reading.

How is reading taught at Birley Primary Academy?

What does reading look like in Year 3/4?

Reading at home.



The importance of reading

Reading is of course an essential skill throughout much of life.

Reading can give children the skills and confidence they need to approach many other things and provide more opportunities.

Reading clearly supports children's writing as well as much of their wider learning experiences.

Reading is very much enjoyable and an excellent way to relax.

The wider curriculum.

How is reading taught at BPA?

Reading lessons in Year 3/4

We have Reading 4 times a week (Mon-Thurs) for around 30 minutes.

Handful of children still on the Little Wandle phonics programme receive daily support with their individual phase and an additional 3 reading lessons a week.

Some children receive daily support with their individual key words.

Some children have access to the online Lexia programme. We access this 3-4 times a week at school.

Few children receive additional support through an extra lesson with TA once a week.



Birley Primary Academy
A L.E.A.D. Academy

Reading lessons in Year 3/4

The text is often dependant on our current learning journey, stage of the year, additional learning experiences (e.g. Black History Month).

Fiction and non-fiction. Accessing a range of reading materials is so important.

Y3 – Stone Age Boy, Madeline, Meet by the Steelmen, Greek Myths

Y4 – The Iron Giant, Grim Ghost, Everest, Escape from Pompeii, Beowulf



Birley Primary Academy
A L.E.A.D. Academy

Reading VIPERS

This is a mnemonic we use at school to cover the key comprehension skills that we teach as part of the National Curriculum.

We introduce the VIPERS in Year 2, which continues through school.

V - Vocabulary


I - Infer

P - Predict

E - Explain

R - Retrieve

S - Summarise






Reading Vipers

Find and explain meaning of words in context

- What do the words and suggest about the character, setting and mood?
- Which word tells you that....?
- Which keyword tells you about the character/setting/mood?
- Find one word in the text which means.....
- Find and highlight the word that is closest in meaning to.....
- Find a word or phrase which shows/suggests that.....





Reading Vipers




Make and justify inferences using evidence from the text.

- Find and copy a group of words which show that...
- How do these words make the reader feel?
- How do the descriptions of show...
- How can you tell that.....
- What impression of do you get from these paragraphs?
- What voice might these characters use?
- What was thinking when.....
- Who is telling the story?



Reading Vipers

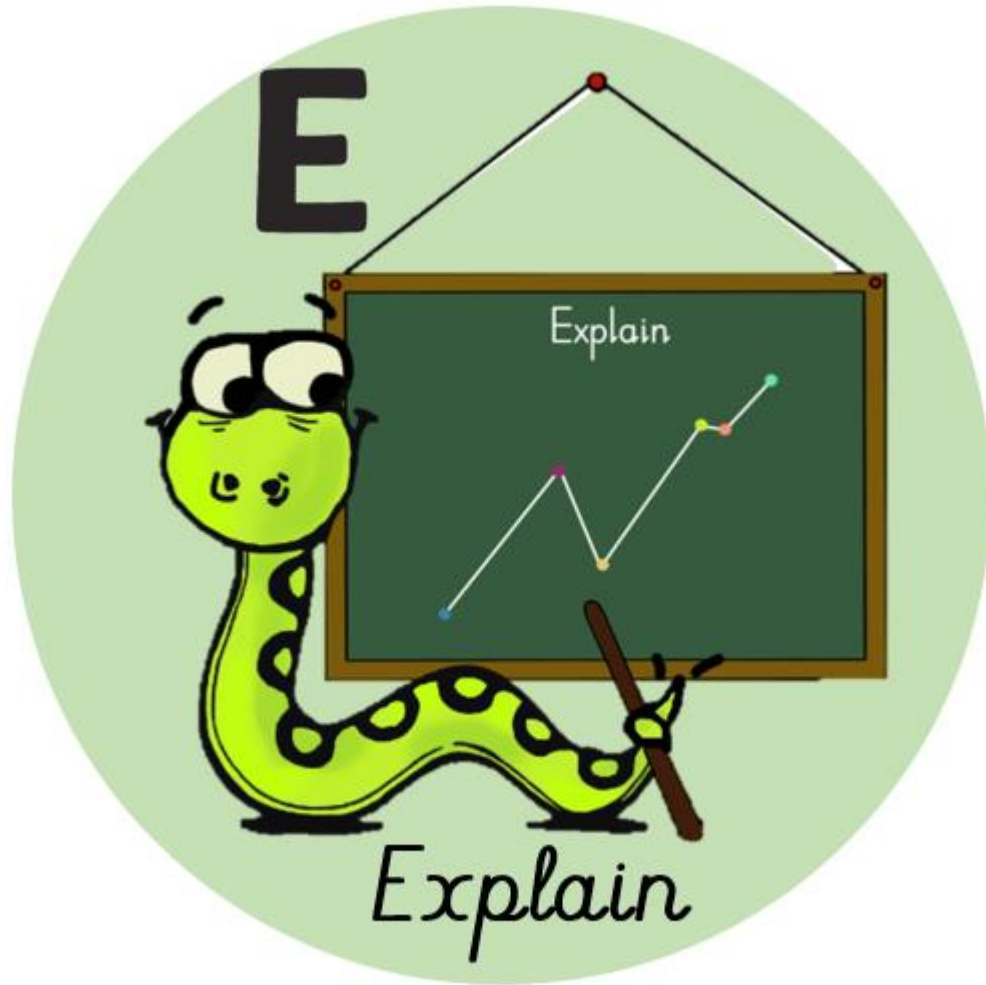


Predict what might happen from the details given and implied

- From the cover what do you think this text is going to be about?
- What is happening now? What happened before this?
- What will happen after?
- What does this paragraph suggest will happen next? What makes you think this?
- Do you think the choice of setting will influence how the plot develops?
- Do you think... will happen? Explain your answer using evidence from the text.



Reading Vipers



- > **Explain how content is related and contributes to the meaning**
- > **Explain how meaning is enhanced through choice of language.**
- > **Explain the themes and patterns that develop across the text.**
- > **Explain how information contributes to the overall experience.**

- Why is the text arranged in this way?
- What structures has the author used?
- What is the purpose of this text feature?
- Is the use of effective?
- The mood of the character changes throughout the text. Find and copy the phrases which show this.
- What is the author's point of view?
- What affect does have on the audience?
- How does the author engage the reader here?
- Which words and phrases did effectively?
- Which section was the most interesting/exciting part?
- How are these sections linked?



Reading Vipers




Retrieve and record information and identify key details.

- How would you describe this story/text?
What genre is it? How do you know?
- How did...?
- How often...?
- Who had...? Who is...? Who did....?
- What happened to...?
- What does.... do?
- How is?
- What can you learn from from this section?
- Give one example of.....
- The story is told from whose perspective?



Reading Vipers



Sequence the key events in the text

- Can you number these events 1-5 in the order that they happened?
- What happened after?
- What was the first thing that happened in the story?
- Can you summarise in a sentence the opening/middle/end of the story?
- In what order do these chapter headings come in the story?



Reading at Home

- Reading as often as possible will lead to more fluency in reading. Promote a positive environment and attitude towards reading. Read to your child, ask questions, clarify the meaning of words, role play characters, discuss the pictures, predict what might happen next. Make reading a fun experience!
- Any questions?
- Thank you!